



RECOGNISED

***Delhi National Public School  
Holiday Homework  
Session :- 2026-2027  
Class:- K.G***

***“Collect moments, not things,  
during your holidays.”***



# SUMMER HOLIDAY

DEAR PARENTS,

HOLIDAYS ARE SPECIAL BREAKS FROM OUR EVERYDAY SCHEDULES, AND WE ALL EAGERLY AWAIT THEM. FINALLY, THE MUCH-AWAITED SUMMER VACATIONS ARE HERE! THE HOT, WINDY DAYS OF MAY AND JUNE MAKE US ALL EXCITED FOR THIS LONG BREAK, A TIME TO RELAX AND HAVE FUN.

IT'S A GREAT TIME FOR YOU TO CHERISH THE LITTLE JOYS OF YOUR CHILD. IT'S IMPORTANT TO LIMIT SCREEN TIME AND SUPERVISE THE CHANNELS YOUR CHILD WATCHES. PROVIDE VALUABLE GUIDANCE AND SPEND QUALITY TIME WITH THEM. MAKE THESE HOLIDAYS MEMORABLE BY CREATING A NURTURING AND STIMULATING ENVIRONMENT AT HOME THAT IS FULL OF FUN, EXCITEMENT, AND LEARNING. HERE ARE A FEW SUGGESTIONS FOR PARENTS:

ENGAGE IN MEANINGFUL CONVERSATIONS EVERY DAY.

READ A VARIETY OF STORYBOOKS.

ASSIGN SMALL HOUSEHOLD RESPONSIBILITIES TO HELP THEM BECOME INDEPENDENT.

TEACH THEM THE IMPORTANCE OF MORAL VALUES IN THEIR LIVES.

PARTICIPATE IN VARIOUS INDOOR GAMES WITH THEM. WHILE IT'S CRUCIAL TO TAKE BREAKS AND HAVE FUN, IT'S EQUALLY IMPORTANT TO KEEP LEARNING. FIND A BALANCE BETWEEN WORK AND PLAY, AND LET YOUR CHILD GROW ALONG THE WAY.

THE OBJECTIVE OF HOLIDAY HOMEWORK IS TO EMPOWER OUR STUDENTS TO WORK INDEPENDENTLY AND ENHANCE THEIR ACADEMIC ABILITIES. PLEASE TAKE NOTE:

PREPARE A SYSTEMATIC TIMETABLE AND FOLLOW IT RELIGIOUSLY FROM THE VERY FIRST DAY.

ALLOW THEM TO COMPLETE THEIR HOMEWORK ON THEIR OWN UNDER YOUR GUIDANCE.

REMEMBER TO CAPTURE THE FUN MOMENTS WHILE ENGAGING IN THE GIVEN ACTIVITIES AND PASTE THE CORRESPONDING PICTURES IN YOUR ALBUM!

A B C



Sight Word  
Word Searches



|   |   |   |   |   |   |   |   |
|---|---|---|---|---|---|---|---|
| f | w | b | g | t | w | a | s |
| w | h | a | t | v | a | x | c |
| i | o | w | v | g | n | c | u |
| l | s | w | e | n | t | a | n |
| l | x | i | c | j | g | m | d |
| v | c | t | m | y | y | e | e |
| g | v | h | n | e | n | m | r |
| w | e | l | l | s | o | o | n |

what

who

will

with

yes

want

was

well

went

came

under

soon



# Colors Word Search

G R E A Y B L O C S W O W H I  
L B R E R E W Y R P P Y H O T  
B A L F E P L O W A I E T R E  
R B W A X G I L O B N L Y E D  
U B C D C R T P U R P L E N B  
W Y L L P K E L L O U O G E R  
P O G U C W L L O W L W R G A  
U G R E E N G E S N E O E F D  
P R E A B L E U V U E B A G O  
R E V S N B L A P I K E R S W  
E O R I N G E D I F R E G R N  
L R A B R U E S N L L E C K S  
Y E L L A W H I K O W M D S T  
O L W H I T E G R A N D E N S  
P U P P L E R B R A W S T H D

BLACK  
BLUE  
BROWN  
GREEN  
ORANGE

PINK  
PURPLE  
RED  
WHITE  
YELLOW



Match each picture with the correct word.



dill

well

grill

roll

skull

stall

smell

doll

bull

fall




Type the words in their rhyming groups.


| -all | -ell | -ill | -oll | -ull |
|------|------|------|------|------|
| 1.   | 1.   | 1.   | 1.   | 1.   |
| 2.   | 2.   | 2.   | 2.   | 2.   |

**Patterns**-Draw and colour the next expression and complete the patterns.


1.




2.




3.



4.



5.



**Math-** Take a print out of this picture and complete the missing numbers.

START

101

START

111

START

121

START

131

132

START

141

145

148


109

115

127



Take a printout of the picture, solve the addition sums and color the balloons yellow that add up to 8 and rest of the balloons with orange colour. Paste the worksheet in your notebook.



# Complete the given worksheets and make words!

## वर्ग-पहेली



घ र



प



घ

र



ल



ब



फ

श त



ल



व



ल

त

अ ग



छ



ल



ह

घ + र = घर



क + म + ल = कमल



ब + स =



स + ड़ + क =



प + ढ़ =



म + ट + र =



द + स =



ब + त + ख =



न + ल =



श + ह + द =



ध + न =



न + म + क =



ज + ल =



भ + व + न =



फ + ल =



प + द + क =



आ की मात्रा – सही शब्द पर गोला लगाओ

|   |      |      |      |
|---|------|------|------|
|    | माल  | खाल  | दाल  |
|    | बाट  | नाक  | खाट  |
|    | गाल  | जाल  | ताल  |
|   | हाल  | ढाल  | काल  |
|  | तारा | मारा | हारा |
|  | भाव  | नाव  | राम  |



पढ़ो व समझो



8

आठ


आ की मात्रा



छाता



नाक



जाला



गमला



घास

चार

राग

जाल

नाम

राजा

चावल

सात

बाग

बाल

दाम

बाजा

गाजर

खान

साग

दाल

काम

धागा

आदत

दान

माल

खाल

साल

भागा

अचार

मान


लाल

चाल

काल

जागा

अनार



Life skills enable individuals to handle the challenges and demands of daily life effectively thereby helping the child to become confident and independent in life. These are not only practical but also essential for personal growth, social interactions, and success in life. Encourage your ward to do the following activities:



**Fold your clothes**



**Tie your shoelaces**



**Dress and undress yourself**

**Make your bed**



**Tidy your room and toys**




**Arrange your books**



## Reading is Fun!

Read bed time stories with vivid illustrations to your child. This will help in improving their vocabulary and imagination.

For example:



1. Peppa Pig Series
2. Bruno series
3. The very hungry caterpillar
4. No David
5. What the Lady bird Heard
6. The Magic Paintbrush
7. Giraffes can't dance

Hand/finger/stick puppet- make two puppets by using any of these techniques and prepare for show and tell activity with these to be conducted after vacation.



## Environmental Sensitivity Activities
















Nature Walks improve concentration and focus in children as well as creativity. Kindly take your child for a stroll around the park or a garden. Show them birds, flowers and trees while enjoying snacks.

In this activity your child will learn to focus and enhance their observation skills.

### Nature Walk!



Tick mark the things that you find during your nature walks.

|  |   |  |
|--|---|--|
| <br>dirt <input type="checkbox"/>   | <br>leaf <input type="checkbox"/>       | <br>flower <input type="checkbox"/>    |
| <br>spider <input type="checkbox"/> | <br>butterfly <input type="checkbox"/> | <br>mushroom <input type="checkbox"/> |
| <br>worm <input type="checkbox"/>   | <br>bird <input type="checkbox"/>      | <br>ant <input type="checkbox"/>      |
| <br>bee <input type="checkbox"/>    | <br>squirrel <input type="checkbox"/>  | <br>sprout <input type="checkbox"/>   |
| <br>tree <input type="checkbox"/>   | <br>cloud <input type="checkbox"/>     | <br>grass <input type="checkbox"/>    |

During your **Nature Walk** you can collect small things, like different leaves, pebbles and feathers to create best out of waste crafts by pasting on a plain A-4 sheet.

Dive into a world of creativity with a paper weight activity by using pebbles/stone or create a leaf pattern art with the collected materials.

Click a photo of your child doing this and submit it after the vacation along with the craft activity being done.





# Happy Holidays

- ◆ Do Your Holiday on A4 size sheet. Combine them subject wise and make creative cover of each subject.
- ◆ Students have to submit their Holiday Homework 6 July 2026.

**Best Regards  
Class Teacher  
Class LKG  
DNPS**