

DELHI NATIONAL PUBLIC SCHOOL



# Summer Holiday Homework Class IV 2026-2027

**“Develop a passion for learning. If you do,  
you will never cease to grow.”**

**— Anthony J. D'Angelo**



The background is a vibrant, tropical-themed illustration. It features a light blue sky with soft, white clouds. In the foreground, there are various tropical elements: a toucan with a large yellow and black beak on the left, a pink flamingo on the right, and several palm trees and other tropical plants in shades of green, pink, and blue. The overall style is bright and cheerful.

**Dear Students,**

**Summer is a time to relax, be productive and to get ahead. As important as it is to rest and enjoy, it is also important to continue to learn. You can spend your time as you wish but make sure that along with enjoying and relaxing make this summer a time to learn new things, exploring the opportunities available. Use your energy and give a vent to your creativity. It will surely enhance your learning process.**

**Relax, enjoy, have lots of fun and come back rejuvenated.**

# Note for Students

- ❖ **Always greet elders respectfully and use polite words like please, sorry, and thank you.**
- ❖ **Help your parents and family members in small household tasks.**
- ❖ **Spend less time on screens and more time reading or playing.**
- ❖ **Read any English Newspaper daily to enhance your Reading Skills and General Knowledge.**
- ❖ **Maintain proper handwriting and presentation in all subjects.**
- ❖ **Write one page of English and one page of Hindi daily to enhance writing skills in a practice Notebook.**
- ❖ **Revise the concepts done in class regularly.**
- ❖ **Be creative, original, and put in your best efforts.**
- ❖ **Stay positive, happy, and confident in whatever you do.**

## Note for Parents

- Introduce children to simple breathing exercises, meditation and yoga. These activities promote relaxation, self-awareness, and emotional well-being.
- Have at least 2 meals together with your children. Teach them the importance and hard work of farmers and ask them not to waste their food.
- Let them wash their own plates after every meal.
- Allow them to help you in cooking. Let them make their own vegetable and fruit salad.
- Take them to your work spot and let your child understand that you work so hard to support your family.



# General Instructions



- 1. Projects can be done on colored A3 pastel sheets.**
- 2. You may take help of the internet, newspapers, magazines, encyclopedia to collect information and pictures. Only Hand-Written work to be submitted.**
- 3. Prepare yourself for the presentation in which you are expected to speak about your activity, new things learnt and the change it brought about in you.**
- 4. Use pictures, drawings, or charts to present your work.**
- 5. All the homework should be done by the child under the guidance and supervision of parents.**
- 6. Submit your projects in a transparent A3 button folder. Label it with Student's Name , Class & Section.**

# Reading for Pleasure

**Book Reading** is crucial to everyone's success. It is one of the most fundamental skills a child should acquire. It helps not only to enhance their vocabulary but also to acquire values which indeed equip them to live a meaningful life .

Enjoy reading any two of the following books :

- 1) The Eyes of Eagle by Ruskin Bond.
- 2) Dragon Masters –Rise of the Earth Dragon by Tracey Wes.
- 3) The Owl who was afraid of the Dark-Jill Tomlinson.
- 4) Rabbit and Bear-by Julian Gough. And Jim Field.




On an A3 size sheet draw your favorite characters from the books you read.



# Vedas to Virtual Reality

**“From Ancient Wisdom to Digital Innovation”**




# English-Project 1-Magic Flip Book

## Magic Flip Book - Journey of Education from Shlokas to Screens

- Create a small flip book to show how education has changed over time.

### Instructions:

- Make 5 - 6 pages in your flip book with simple drawings or pictures of:
- Gurukul under a tree
- Blackboard classroom
- Computer lab
- Smart classroom
- Future VR classroom
- ✓ Draw/Paste neat and colorful pictures.
- ✓ Keep your flip book small and easy to flip (use stapler or ring binding).
- ✓ Write one simple sentence on each page describing the scene.
- ✓ Make your project creative, innovative and attractive.



# English-Project 2-Persuasive Writing

- **Debate Activity – Journey of Education from Shlokas to Screens**
- To make the activity more interactive and enjoyable, choose any one of the given topic:
  - Team Traditional Education**
  - Team Modern Technology Education**
- In your presentation include:
  - **3 advantages** of their style of education
  - **1 challenge** faced in that system
  - **1 creative slogan** supporting their side
- Students are encouraged to speak confidently, think creatively, and present their ideas in a neat and organized manner.

**DEBATE ACTIVITY**  
Journey of Education from Shlokas to Screens

To make the activity more interactive and enjoyable, students may divide themselves into two groups:

- TEAM TRADITIONAL EDUCATION**
- TEAM MODERN TECHNOLOGY EDUCATION**

VS

Each team will present:

- 3** advantages of their style of education
- 1** challenge faced in that system
- 1** creative slogan supporting their side

**Be Creative!**

**JOURNEY OF EDUCATION**

GURUKUL UNDER A TREE → BLACKBOARD CLASSROOM → COMPUTER LAB → SMART CLASSROOM → FUTURE VR CLASSROOM

Students are encouraged to speak confidently, think creatively, and present their ideas in a neat and organized manner.

# हिंदी-प्रोजैक्ट 3

## भविष्य समाचार रिपोर्ट (Future News Report)

कल्पना करें कि आप वर्ष 2050 के एक समाचार संवाददाता हैं। भविष्य की शिक्षा पर एक समाचार रिपोर्ट लिखें।

- विषय (कोई एक चुनें):
- रोबोट विद्यालय की शुरुआत
- VR कक्षा में पढ़ाई
- AI शिक्षक का पहला पाठ
- उड़ने वाली स्कूल बस
- बिना बस्ते वाला स्मार्ट स्कूल
- निर्देश:
- आकर्षक शीर्षक लिखें
- स्थान और तिथि लिखें
- 8-10 पंक्तियों में रिपोर्ट लिखें
- अंत में लिखें कि बच्चों को कैसा लगा
- इसे A3 आकार की शीट पर करें।
- इसे कक्षा में रोचक एवं आत्मविश्वासपूर्ण ढंग से प्रस्तुत करें।

### भविष्य समाचार रिपोर्ट

आज की खबर, कल का भारत

स्थान : नई दिल्ली, भारत  
तिथि : 15 मई 2050  
दिन : गुरुवार

भारत का पहला रोबोट विद्यालय आज शुरू

LIVE  
वर्ष : 2050

आज भारत के इतिहास में एक नया अध्याय जुड़ गया। नई दिल्ली में भारत का पहला रोबोट विद्यालय 'ज्ञानदीप स्मार्ट स्कूल' आज भव्य रूप से शुरू हुआ। इस विद्यालय में बच्चों ने वर्चुअल रियलिटी (VR) कक्षाओं में पढ़ाई शुरू की। एआई (AI) शिक्षक 'विद्या-बॉट' ने बच्चों को पहला पाठ पढ़ाया। विद्यालय में स्मार्ट बोर्ड, होलोग्राम प्रोजेक्टर और इंटरएक्टिव लर्निंग टूल्स लगाए गए हैं। यहाँ बच्चों को बिना बस्ते के डिजिटल टैबलेट पर सभी किताबें और नोट्स मिलते हैं। आज से उड़ने वाली स्कूल बस सेवा भी शुरू हुई है, जो बच्चों को सुरक्षित और समय पर स्कूल लाती है। यह पहल शिक्षा को और रोचक, आसान और तकनीक से जुड़ा बनाती है।

**बच्चों की प्रतिक्रिया**  
बच्चों ने कहा कि यह स्कूल बहुत मजेदार, इंटरैक्टिव और भविष्य जैसा है। उन्हें VR क्लास, AI टीचर और बिना बस्ते के पढ़ाई बहुत पसंद आई। वे बहुत उत्साहित और खुश हैं।

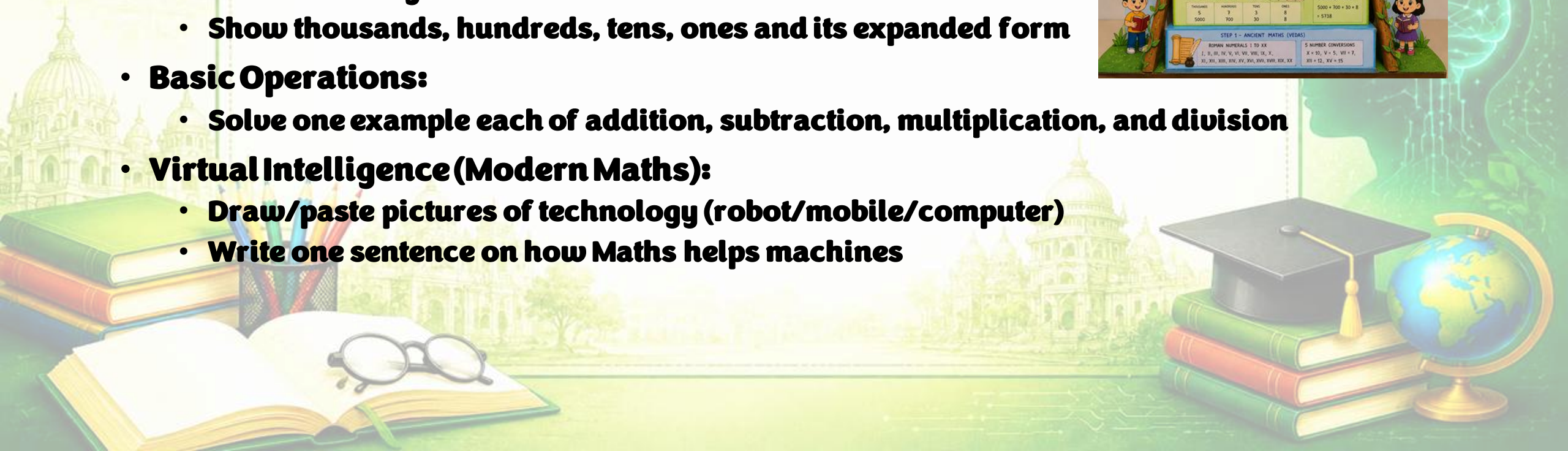

शिक्षा का नया युग - तकनीक के संग, सपनों का भारत



# Mathematics- Project 4

## Number Bridge - From Vedas to Virtual Intelligence

- **Students will create a 3D model (Bridge or Ladder) to show the journey of Mathematics from ancient times to the modern world. Activity Includes:**
- **Ancient Maths (Vedas):**
  - **Write Roman numerals from I to XX**
  - **Show any 5 number conversions**
- **Place Value:**
  - **Choose a 4-digit number**
  - **Show thousands, hundreds, tens, ones and its expanded form**
- **Basic Operations:**
  - **Solve one example each of addition, subtraction, multiplication, and division**
- **Virtual Intelligence (Modern Maths):**
  - **Draw/paste pictures of technology (robot/mobile/computer)**
  - **Write one sentence on how Maths helps machines**




## Materials:

- Cardboard, chart paper, colours, and craft materials

## Instructions:

- ✓ Make a neat and sturdy 3D model
- ✓ Encourage creativity and child's own work & handwriting
- ✓ Help your child understand the concepts while making the model



# Mathematics- Project 5

## The Great Maths Bridge Presentation

- After completing the “Number Bridge – From Vedas to Virtual Intelligence” model, students will present their work in class through a short speaking activity.
- Instructions:
- Speak for 1–2 minutes about your model.

### Explain:

- One interesting fact about Ancient Maths
- Your chosen 4-digit number and its place value
- One basic operation example
- How Maths is useful in modern technology and machines
- End your presentation with a catchy maths slogan such as:
- **“Maths is the bridge from past to future!”**
- Students are encouraged to present creatively and confidently.

**Math Talk Time**  
From Ancient Numbers to Smart Machines

Speak about your 'Number Bridge' and take your classmates on a journey through the world of Mathematics!

**WHAT TO SAY?**

- 1. ANCIENT MATHS**  
• Share one interesting fact about Maths in ancient times.
- 2. PLACE VALUE**  
• Tell your 4-digit number.  
• Explain its place value and expanded form.
- 3. BASIC OPERATIONS**  
• Explain one example each of addition, subtraction, multiplication, and division.
- 4. MODERN MATHS**  
• Talk about the technology (robot/mobile/computer) you chose.  
• Share how Maths helps machines in real life.

**NUMBER BRIDGE**

ANCIENT MATHS (VEDAS) | PLACE VALUE | BASIC OPERATIONS | VIRTUAL INTELLIGENCE (MODERN MATHS)

MATHS - A BRIDGE FROM PAST TO FUTURE

**TIPS FOR A GREAT PRESENTATION**

- ★ Speak clearly and confidently.
- ★ Use your model to explain.
- ★ Maintain eye contact with your audience.
- ★ Use correct pronunciation and expressions.

**END WITH A CATCHY SLOGAN!**

- ★ Maths is the bridge from past to future!
- ★ Numbers make technology smarter!
- ★ From Vedas to AI, Maths is everywhere!
- ★ Think Maths, Think Future!

Be confident, be creative and enjoy your Math Talk Time!



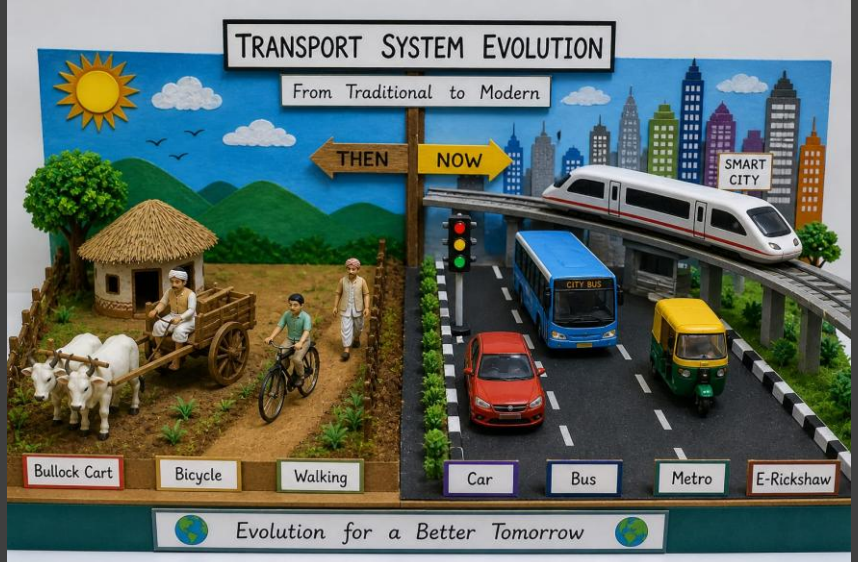
# SCIENCE

**Students need to prepare a 3D model based on the following topics (Roll No. wise):**

- Roll No. 1-10: Transport System Evolution (Old transport vs Modern transport)**
- Roll No. 11-20: Education Evolution (Gurukul to Smart Learning) (Ancient education vs Modern digital learning)**
- Roll No. 21 onwards: Ancient Farming to Smart Farming (Traditional farming vs Modern farming techniques)**

## **Instructions:**

- ✓ **Use waste materials**
- ✓ **Add labels and 3-4 lines explanation**
- ✓ **Keep your model neat, colorful, and creative**



# SCIENCE Project 6

- **Innovation Showcase – Speak the Change!**
- Students will present their 3D model in class for **1–2 minutes**.

## **Speak About:**

- Your topic and model
- Differences between old and modern systems
- Materials used
- One interesting fact you learned
- Speak clearly, confidently, and creatively while showing your model.

# Computer Project 7

## Computer and Memory Collage

**Make a collage of 3 types of computers and 3 types of memory using MS Word or MS Paint.**

**Pictures to add- Computers: Desktop, Laptop, Tablet-Memory: Pen Drive, CD, Hard Disk**

**Steps:**

- 1. MS Word: Insert → Table 2x4 → Add pictures + 1 line name below each.**
- 2. MS Paint: Draw 6 boxes → Paste pictures → Use Text tool for names.**
- 3. Title: "Computers and Memory" at the top.**
- 4. One line below each: Ex: "Laptop - We carry it anywhere."**

**Submit**

- ✓ **Print on A4 sheet - Write Name, Class, Sec, Roll No. on top right**

Roll No. : \_\_\_\_\_

### Computers and Memory

 <p><b>Desktop</b> Desktop - We use it in offices and homes.</p>	 <p><b>Laptop</b> Laptop - We carry it anywhere.</p>	 <p><b>Tablet</b> Tablet - We use it for learning and entertainment.</p>
 <p><b>Pen Drive</b> Pen Drive - We use it to store and transfer data.</p>	 <p><b>CD</b> CD - We use it to store music, videos and data.</p>	 <p><b>Hard Disk</b> Hard Disk - We use it to store large amount of data.</p>

# Computer Project 8

## Tech Explorer Presentation

- Tech Talk – Computers Around Us!
- Students will present their collage in class for **1 minute**.

### Speak About:

- One type of computer and its use
- One type of memory device and why it is important
- Which device they use the most in daily life
- Students may also pretend to be a **“Technology Reporter”** while presenting their collage creatively and confidently.

Roll No. : \_\_\_\_\_

### Computers and Memory

 <p><b>Desktop</b> Desktop – We use it in offices and homes.</p>	 <p><b>Laptop</b> Laptop – We carry it anywhere.</p>	 <p><b>Tablet</b> Tablet – We use it for learning and entertainment.</p>
 <p><b>Pen Drive</b> Pen Drive – We use it to store and transfer data.</p>	 <p><b>CD</b> CD – We use it to store music, videos and data.</p>	 <p><b>Hard Disk</b> Hard Disk – We use it to store large amount of data.</p>

# Submission Dates:

English : Project 1 – Flipbook - 06.07.2026

Project 2 – Persuasive Writing - 06.07.2026

Computers :Project 7 – Computer and Memory Collage - 08.07.2026

Hindi : Project 3 - भविष्य समाचार रिपोर्ट - 06.07.2026

Maths : Project 4 – Number Bridge – 06.07.2026

Project 5 – Number Bridge Presentation - 06.07.2026

Learn and Revise Periodic Assessment-I syllabus and complete all notebooks.

Last date for the submission of holiday homework is July 6, 2026.

SCIENCE : Project 6 – Models and Presentation- 06.07.2026

Computer Presentation will be done in respective Computer Lab periods

# Movie Time!

Movies provide a form of entertainment that allows us to escape from our daily routines and immerse ourselves in different worlds, stories, and characters.

Connect with characters, their experiences and write a short summary of your favourite scene and why did you like that scene.

- The Iron Giant
- The Red Balloon
- An American in Paris
- Elemental
- The Wild Robot
- Wall. E
- Dr. Suess' The Lorax



## A Heartfelt Request: Be the Voice for the Voiceless

As we all know, this summer has been extremely harsh and unforgiving. While we, as humans, have ways to protect ourselves there are voiceless souls around us who can neither express their discomfort nor ask for help.

Many stray animals and birds struggle to find even a single meal or a drop of water in this heat. Let us become their voice. Your **one small act of kindness** can save them from dehydration or even a heatstroke.

**Here's a simple request for all of us:**

Place an **earthen pot or bowl of clean water** in an accessible spot for birds and animals.

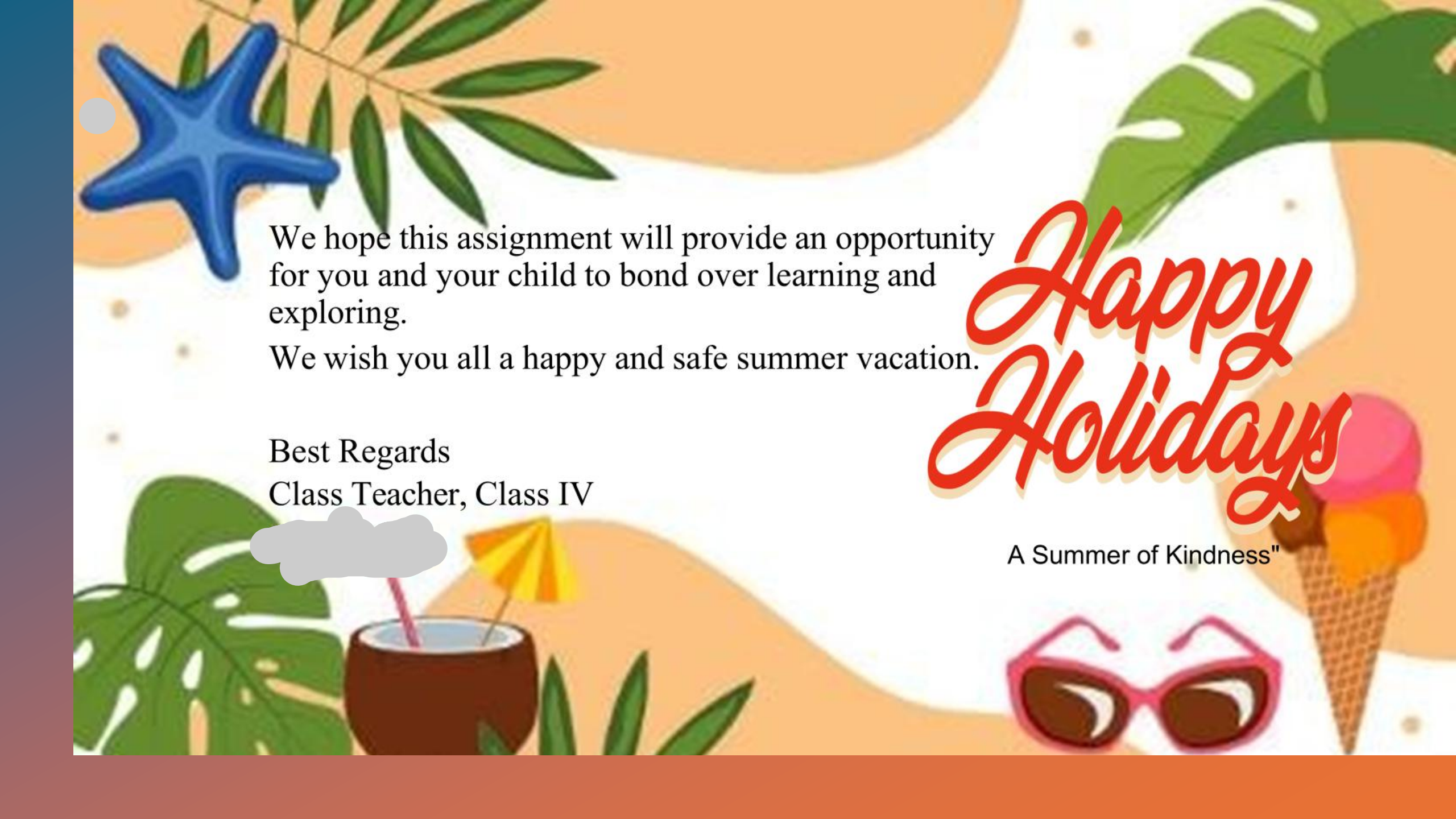
If possible, **offer food**, such as leftovers or simple meals, to the strays around you.

**Record your daily journey**—click pictures of your efforts and maintain a **photo journal** to capture these meaningful memories.

**Let this summer be remembered not just for its heat, but for the warmth of our compassion.**







We hope this assignment will provide an opportunity for you and your child to bond over learning and exploring.

We wish you all a happy and safe summer vacation.

Best Regards

Class Teacher, Class IV



*Happy  
Holidays*

A Summer of Kindness"