

DELHI NATIONAL PUBLIC SCHOOL

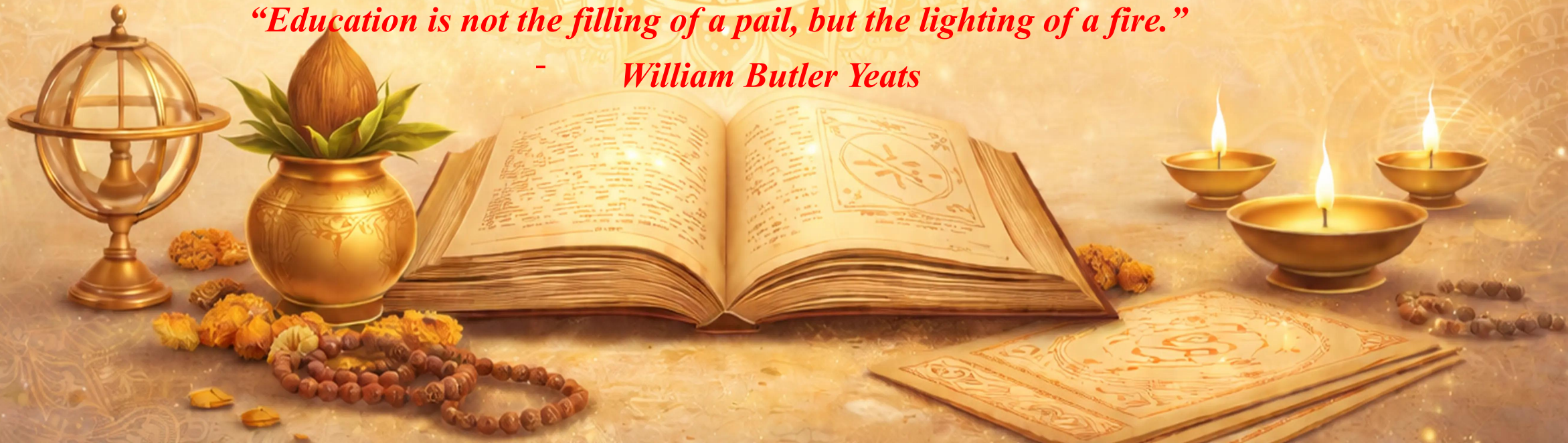
Summer Holiday Homework

Class V
2026 -27



“Education is not the filling of a pail, but the lighting of a fire.”

- *William Butler Yeats*



Dear Students,

Summer is a time to relax, refresh, and grow.

While it is important to rest and enjoy your holidays, it is equally important to keep learning. Spend your time meaningfully—explore new ideas, try new activities, and make the most of the opportunities around you. Use your energy creatively and let your imagination shine. This will surely enhance your learning in a fun way.

Summer vibes only! Enjoy your break and come back ready for new adventures.



Note for Students

- **Always greet elders respectfully and use polite words like please, sorry, and thank you.**
- Help your parents and family members in small household tasks.
- Spend less time on screens and more time reading or playing.
- **Read any English Newspaper daily to enhance your Reading Skills and General Knowledge.**
- Maintain proper handwriting and presentation in all subjects.
- **Write one page of English and one page of Hindi daily to enhance writing skills.**
- Revise the concepts learned in class regularly.
- Be creative, original, and put in your best effort.
- **Stay positive, happy, and confident in whatever you do.**



General Instructions

1. Projects can be done on colored A3 pastel sheets.
2. You may take help of the internet, newspapers, magazines, encyclopedia to collect information and pictures. Only Hand-Written work to be submitted.
3. Prepare yourself for the presentation in which you are expected to speak about your activity, new things learnt and the change it brought about in you.
4. Use pictures, drawings, or charts to present your work.
5. All the homework should be done by the child under the guidance and supervision of parents
6. Submit your projects in a transparent **A3 button folder**. Label it with Students Name , Class & Section.



Reading for Pleasure

Book Reading is crucial to everyone's success. It is one of the most fundamental skills a child should acquire. It helps not only to enhance their vocabulary but also to acquire values which indeed equip them to live a meaningful life .

Enjoy reading any two of the following books :

- 1) Fantastic Mr. Fox by Roald Dahl
- 2) The Enchanted Wood by Enid Blyton
- 3) Magic Tree House by Mary Pop Osborne
- 4) The Day Grandfather ticked a Tiger by Ruskin Bond

On an A3 size sheet draw your favorite characters from the books you read.






Journey to Human Civilization

“Ancient Wisdom to AI World”



Transforming Education System



English – Evolution Flipbook

Create a handmade booklet

Page 1: Cover Page Titled - "Tranforming Education System"

(Title + student name & class + creative illustration)

Page 2 Make a creative illustration of Ancient Learning Style depicting how students studied in old times (gurukul, sages, etc.)

Page 3 You are a student, describe your Gurukul, your day. How does the forest or class room under the tree smell? What did your Guru teach you today?

Page 4 Make a Creative illustration of Modern Education -Smart classes, computers, internet .

Page 5 Describe your digital classroom.



Page 6 From Chalkboards to Touchscreens - Make a comparision table showing difference on the basis of learning space, Writing tools, method and focus of study between Vedic Times & Modern Era.



English – Persuasive Writing

“ Technology makes life better than ancient wisdom”


OR

“Power of AI”

Write 5 points FOR and AGAINST

Guidelines for HW :-

- 1) For Project 1 use coloured A4 sheets. You can draw or paste the creative illustrations.
- 2) Decorate the cover page as per the child’s liking for enhancing the aesthetic appeal of the project.
- 2) For Project 2 use A3 coloured sheet. A debate session will be organised. Kindly prepare accordingly.



हिंदी – "मनोरंजन का बदलता रूप"

अपने दादा-दादी या नाना-नानी से पूछें कि उनके समय में लोग मनोरंजन कैसे करते थे (जैसे: मेले, कठपुतली शो, सर्कस, खेल-कूद, रेडियो आदि)।

अब सोचें कि आज के समय में मनोरंजन के साधन कैसे बदल गए हैं (जैसे: मोबाइल गेम्स, YouTube, VR गेम्स, AI चैटबॉट आदि)।

पुराने समय और आज के समय के दो-दो मनोरंजन के साधनों के नाम लिखें और उनके बारे में 3-4 पंक्तियों में अंतर बताएं।

इस कार्य को एक सुंदर रंगीन (A3) शीट पर चित्रों सहित प्रस्तुत करें।



हिंदी - "मेरा स्मार्ट दोस्त"

कल्पना करें कि आपके पास एक ऐसा Virtual Intelligence (AI) दोस्त है जो आपकी हर समस्या का समाधान कर सकता है।

लिखें:

क) वह आपका दोस्त कैसा दिखता है?

ख) वह आपकी पढ़ाई और खेल में कैसे मदद करता है?

ग) क्या वह आपको कहीं घूमने ले जा सकता है?

(जैसे: Virtual Vegas या अंतरिक्ष)

घ) उसके साथ बिताया आपका एक मजेदार दिन A3 शीट पर चित्रों सहित प्रस्तुत करें।



Maths - Geometric India has a rich tradition of art where mathematics plays an important role. From beautifully carved temples to colourful rangoli and peaceful mandalas, geometry is everywhere.

1. Draw a Rangoli using Geometric Shapes

Create a neat and colourful rangoli design using shapes like:

Circle, Square, Triangle, Rectangle

You may use a compass, ruler, and colours to make your design attractive.

2. Identify the Geometry Used - clearly label:

Different shapes used - Lines (straight/curved)

Angles (acute, right, obtuse – if visible)

Write a few lines on:

Where have you seen such patterns? (temples, rangoli, mandala)

Why do you think symmetry makes designs beautiful?



Maths - Meet the Mathematician

Choose one mathematician like

Aryabhata, Brahmagupta, or
Bhaskara II.

Make a colourful profile card of any 1 mathematician
on A3 Sheet with:

- Birth place & time
- Key discoveries
- Interesting fact
- Add a small illustration.


OR

"Vedic Math" Secret Codes :

Prepare a colourful chart,

Divide it into 4 sections (Addition, Subtraction, Multiplication,
Division). Write one Vedic Maths trick for each operation with 1
example each

Use colours, borders, and small drawings to make it attractive.



Science - Space Exploration Scrapbook From

Ancient Sky Watching to Future Space Technology

Create a scrapbook (8–10 pages) with the following sections:

Make a creative Cover Page with Pictures

1. Past – Ancient Sky Watchers

- Draw/paste stars, moon, constellations
- Write 3–4 lines on how people studied the sky

2. Present – Space Exploration

- Draw/paste rockets, astronauts, satellites
- Write 4–5 lines on how we explore space today

3. Future – Space & Technology

- Draw a robot/AI or future space idea
- Write 4–5 lines on future space travel



Computer My AI Collage - "Where We See AI in Daily Life" Using MS Word or

Steps for students:

1. Collect pictures – Find or draw 6-8 pictures of AI around us.

- Examples:
- Voice assistant like Alexa/Siri
 - Self-driving car
 - Face unlock on phone
 - YouTube/Netflix suggestions
 - Chatbot helping on websites
 - Google Maps showing traffic

2. Open MS Word or MS Paint –

- MS Word: Insert → Pictures → Arrange them → Add labels under each picture
- MS Paint: Copy-paste pictures → Use Text tool to write names

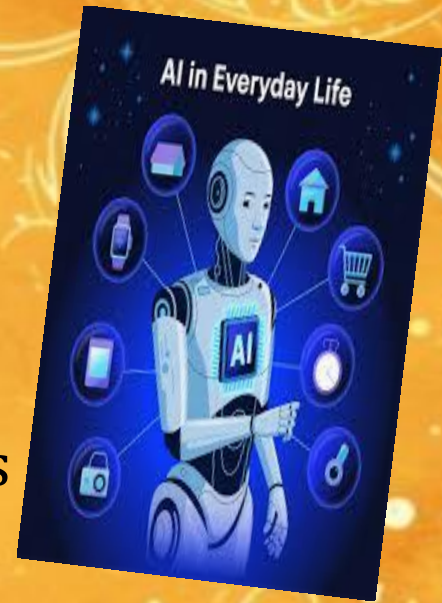
3. Add a title – Write "Applications of Artificial Intelligence" at the top in big, colorful letters.

4. Write 1 line under each picture explaining how AI helps.

Example: "AI helps Siri understand what we say."

5. Decorate – Add borders, stars, or shapes to make it look nice.

6. Save & Print – Save your file as "AI_Collage_YourName" and bring a printout(A4) to class.



Submission Dates of the Projects

Note: Learn and Revise

Periodic Assessment-I syllabus and complete all notebooks. Last date for the submission of holiday homework is July 6, 2026.





We hope this assignment will provide an opportunity for you and your child to bond over learning and exploring. We wish you all a happy and safe summer vacation.

Best Regards

