

DELHI NATIONAL PUBLIC SCHOOL



# Summer Holiday Homework Class VIII 2026-2027

**“Develop a passion for learning. If you do,  
you will never cease to grow.”**

**— Anthony J. D'Angelo**



The background is a light blue gradient with tropical illustrations. In the top left, there are green palm fronds. On the left side, there is a colorful toucan with a yellow and black beak. On the right side, there is a pink and white flamingo. The overall theme is a vibrant, tropical summer scene.

Dear Students,

Summer is a time to relax, be productive and to get ahead. As important as it is to rest and enjoy, it is also important to continue to learn. You can spend your time as you wish but make sure that along with enjoying and relaxing make this summer a time to learn new things, exploring the opportunities available. Use your energy and give a vent to your creativity. It will surely enhance your learning process.

Relax, enjoy, have lots of fun and come back rejuvenated.

# Note for Students

- ❖ **Always greet elders respectfully and use polite words like please, sorry, and thank you.**
- ❖ **Help your parents and family members in small household tasks.**
- ❖ **Spend less time on screens and more time reading or playing.**
- ❖ **Read any English Newspaper daily to enhance your Reading Skills and General Knowledge.**
- ❖ **Maintain proper handwriting and presentation in all subjects.**
- ❖ **Write one page of English and one page of Hindi daily to enhance writing skills in a practice Notebook.**
- ❖ **Revise the concepts done in class regularly.**
- ❖ **Be creative, original, and put in your best efforts.**
- ❖ **Stay positive, happy, and confident in whatever you do.**

## Note for Parents

- Introduce children to simple breathing exercises, meditation and yoga. These activities promote relaxation, self-awareness, and emotional well-being.
- Have at least 2 meals together with your children. Teach them the importance and hard work of farmers and ask them not to waste their food.
- Let them wash their own plates after every meal.
- Allow them to help you in cooking. Let them make their own vegetable and fruit salad.
- Take them to your work spot and let your child understand that you work so hard to support your family.



# General Instructions




- 1. Projects can be done on colored A3 pastel sheets.**
- 2. You may take help of the internet, newspapers, magazines, encyclopedia to collect information and pictures. Only Hand-Written work to be submitted.**
- 3. Prepare yourself for the presentation in which you are expected to speak about your activity, new things learnt and the change it brought about in you.**
- 4. Use pictures, drawings, or charts to present your work.**
- 5. All the homework should be done by the child under the guidance and supervision of parents.**
- 6. Submit your projects in a transparent A3 button folder. Label it with Student's Name , Class & Section.**



# Vedas to Virtual Reality

“From Ancient Wisdom to Digital Innovation”



# English

**1. MINI DICTIONARY:** Create a mini dictionary of 50 words that you have not come across while reading earlier. Write the meaning of the words in English & Hindi. Design a creative cover for your dictionary.

**2. STORY WRITING:** Write a story for each of the following moral values.

a) Greed leads to unhappiness

b) Where there's a will, there's a way.

**3. MOVIE REVIEW:** Watch R.K. Narayan's "Malgudi Days: The Vendor of Sweets" (8 episodes). Describe the episodes by including the following:

- Name of the episode

- Characters in the episode

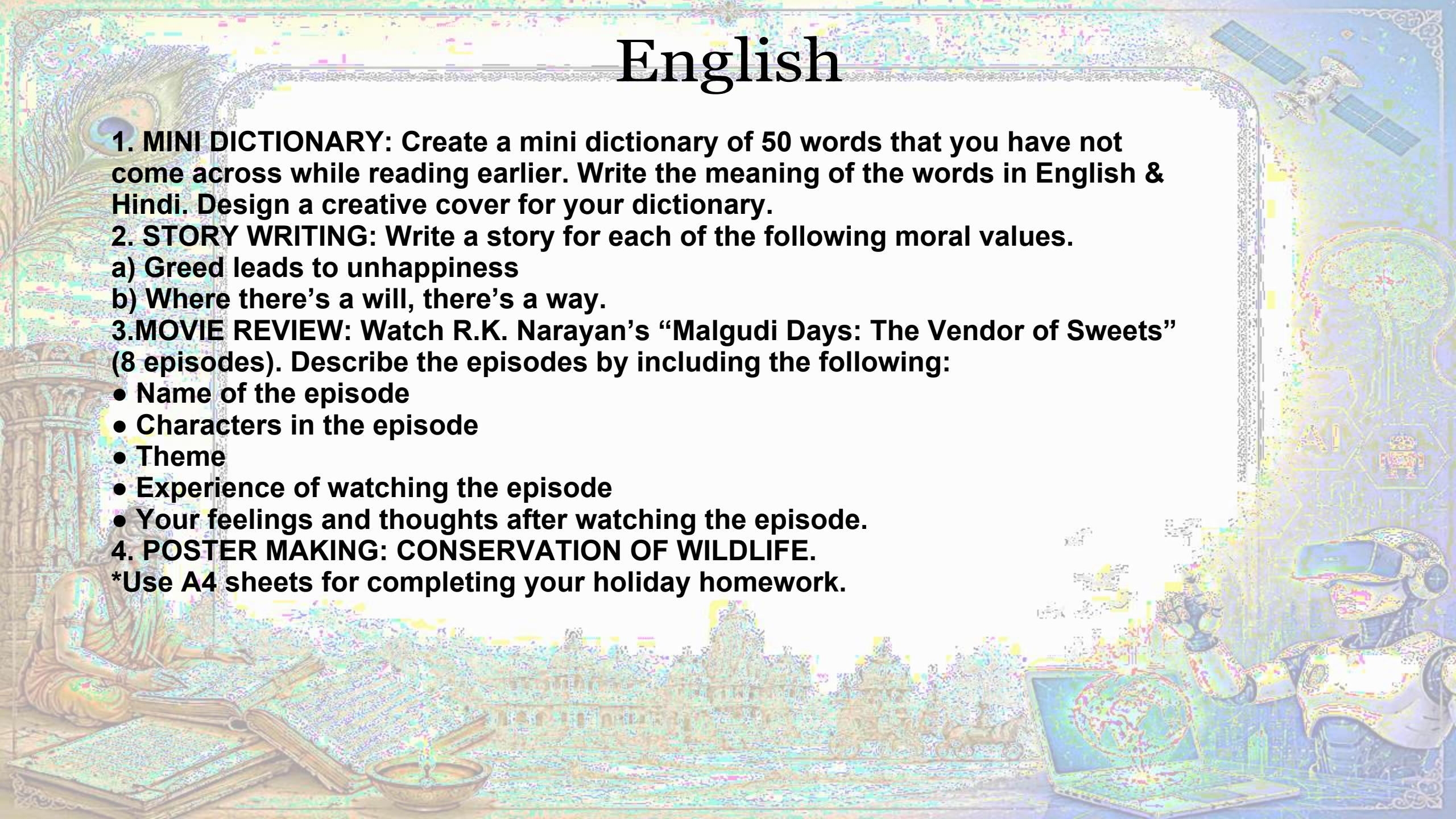
- Theme

- Experience of watching the episode

- Your feelings and thoughts after watching the episode.

**4. POSTER MAKING: CONSERVATION OF WILDLIFE.**

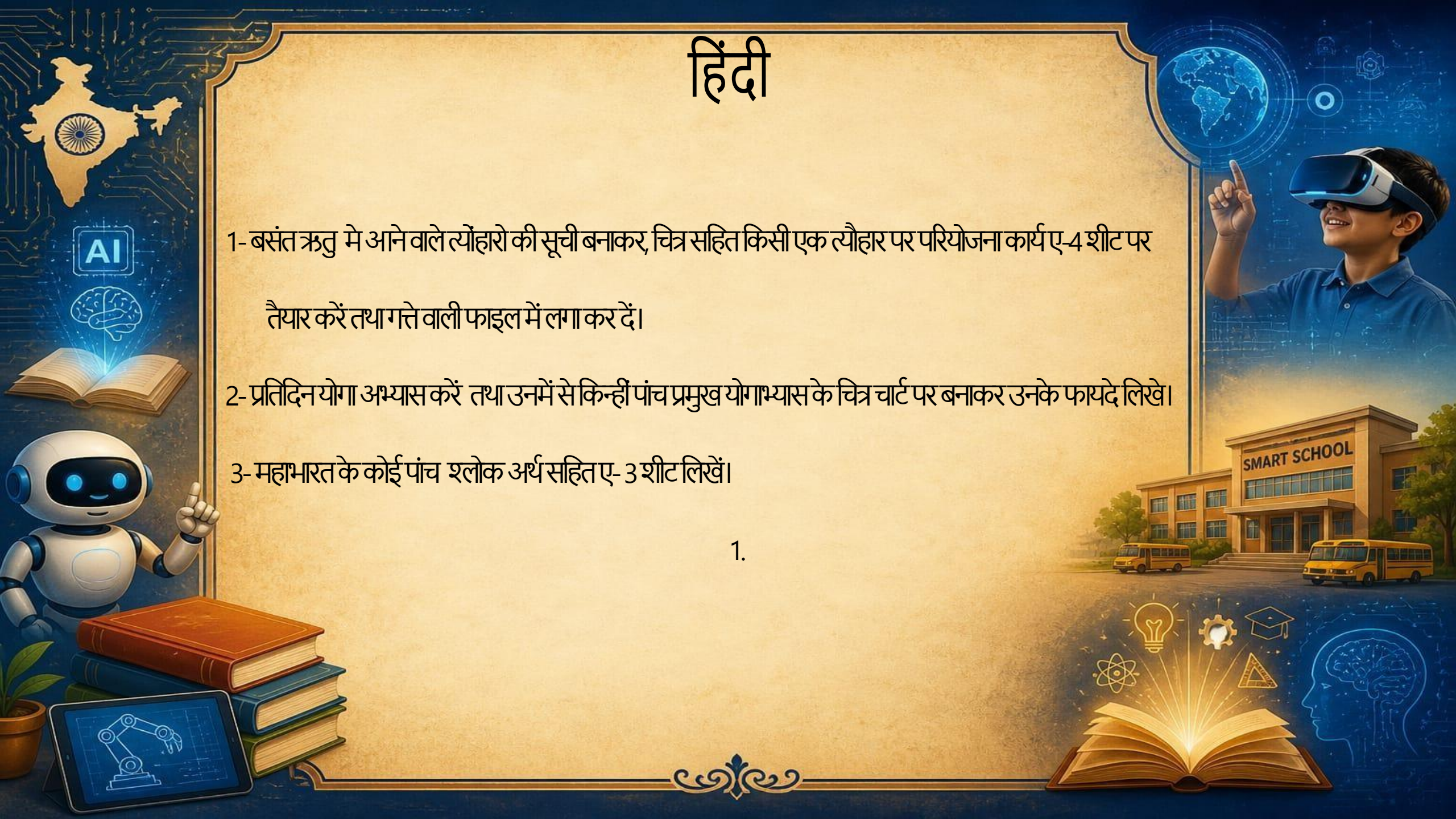
**\*Use A4 sheets for completing your holiday homework.**



# हिंदी

- 1- बसंत ऋतु मे आने वाले त्यौहारो की सूची बनाकर, चित्र सहित किसी एक त्यौहार पर परियोजना कार्य ए-4 शीट पर तैयार करें तथा गते वाली फाइल में लगा कर दें।
- 2- प्रतिदिन योगा अभ्यास करें तथा उनमें से किन्हीं पांच प्रमुख योगाभ्यासके चित्र चार्ट पर बनाकर उनके फायदे लिखें।
- 3- महाभारतके कोई पांच श्लोक अर्थ सहित ए- 3 शीट लिखें।

1.



# Mathematics

Get ready to merge Math and Art! Gather materials: paper, coloring tools, cardboard and scissors. Pay attention to detail, create intricate designs, define shapes, and cut accurately. Follow guidelines, use required shapes, and stick to size requirements. Explore math concepts like quadrilaterals, tessellations, and geometric patterns. Prioritize safety, Especially with sharp objects. Have fun exploring art and math!

Note: Do all the three tasks according to your roll number on A3 size colored sheets.

## ROLL NUMBER TASK NUMBER

1 TO 9: TASK 1 (Quadrilateral Canvas)

10 TO 18: TASK 2 (Pattern Creation)

19 TO 27: TASK 3 (Art Angle)

28 ONWARDS: TASK 4 (Mathematical Magazine)

## QUADRILATERAL CANVAS:

Task 1: Create an abstract art piece using different types of quadrilaterals (parallelograms, rectangles, rhombuses, Squares, etc.)

Instructions: Use an A3 size sheet of paper and color pencils, markers or paints. Include at least one of each type of Quadrilateral in your artwork. Make sure the shapes are clearly defined and labeled.

<https://www.google.com/search?q=pattern+block+drawings&oq=pattern+block+draw&gs>

## PATTERN CREATION:

Task 2: A tessellation is when a flat surface like floor or a piece of paper is covered with repeating geometric shapes.

The shapes must fit together so that there are no gaps in between.

Instructions: Design tessellations using one shape only. It should be a regular figure (use basic shapes like triangles, squares, hexagons). Paper cut-outs to be used.

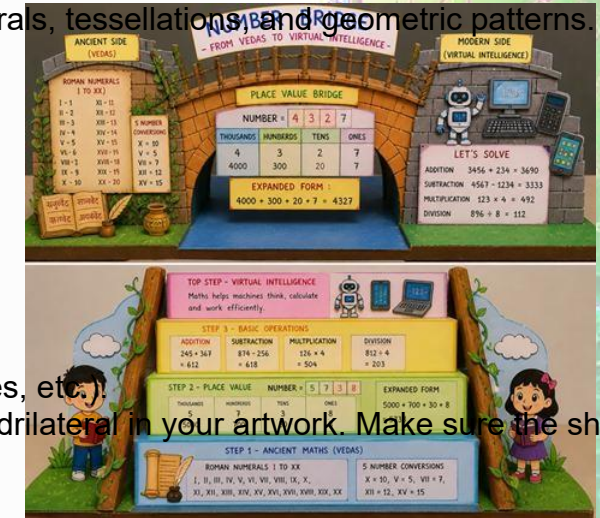
<https://www.instructables.com/Tessellations/>

## ART ANGLE:

Task 3: Design a jigsaw puzzle using various shapes like, rhombuses, and trapezoids etc.

Instructions: Draw a large geometric pattern that consists of different shapes on a sheet of paper. Color the shapes and cut them out to create a puzzle. Paste the shapes on cardboard and cut out the shapes.

<https://www.wikihow.com/Make-a-Puzzle#:~:text=To%20make%20a%20puzzle%2C%20choose,photograph%20and%20let%20it%20dry>



## MATHEMATICAL MAGAZINE:

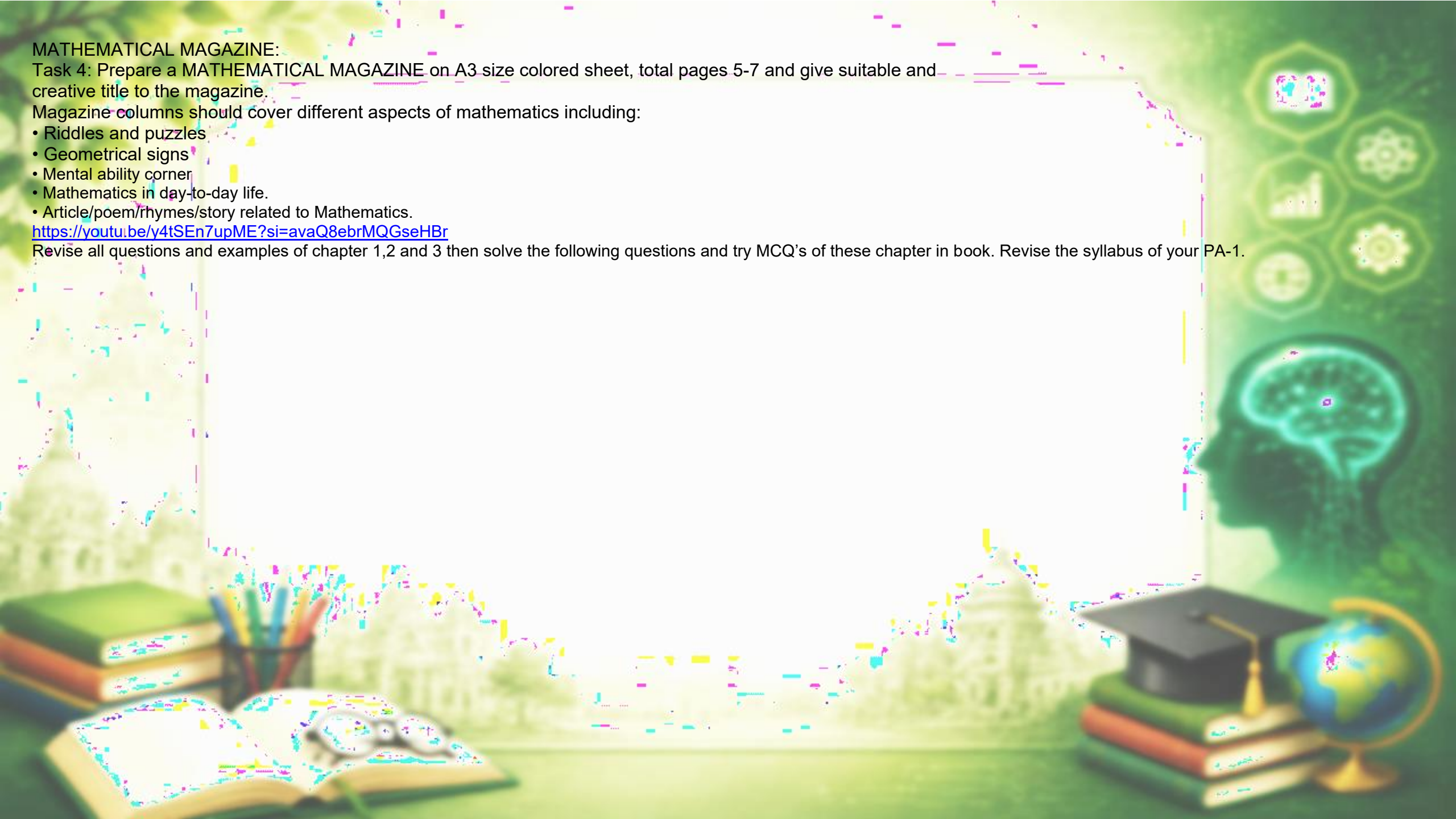
Task 4: Prepare a MATHEMATICAL MAGAZINE on A3 size colored sheet, total pages 5-7 and give suitable and creative title to the magazine.

Magazine columns should cover different aspects of mathematics including:

- Riddles and puzzles
- Geometrical signs
- Mental ability corner
- Mathematics in day-to-day life.
- Article/poem/rhymes/story related to Mathematics.

<https://youtu.be/y4tSEn7upME?si=avaQ8ebrMQGseHBr>

Revise all questions and examples of chapter 1,2 and 3 then solve the following questions and try MCQ's of these chapter in book. Revise the syllabus of your PA-1.



# SCIENCE

Revise

Ch -1 Crop production and management

Ch-2 Microorganisms

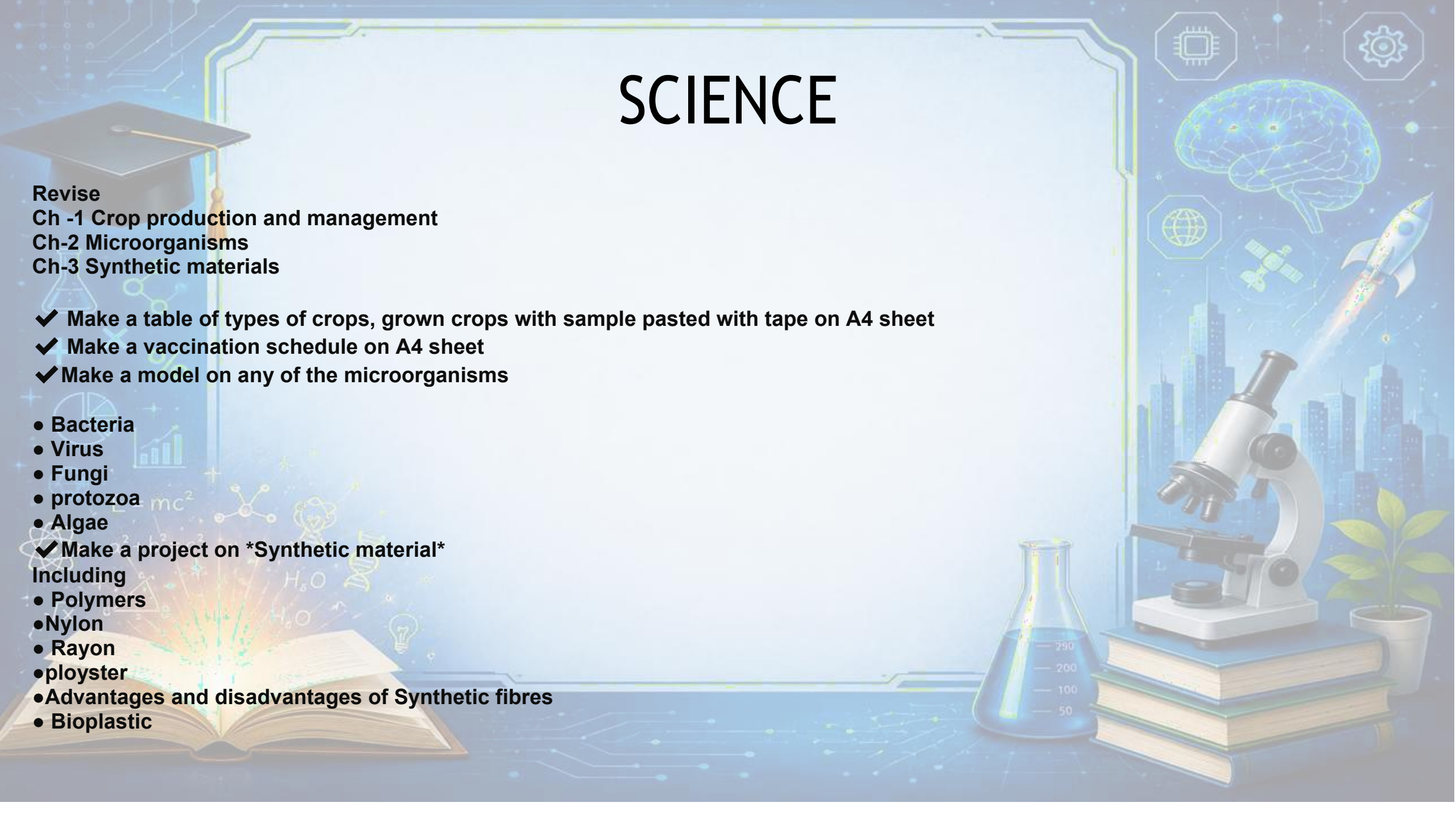
Ch-3 Synthetic materials

- ✓ Make a table of types of crops, grown crops with sample pasted with tape on A4 sheet
- ✓ Make a vaccination schedule on A4 sheet
- ✓ Make a model on any of the microorganisms

- Bacteria
- Virus
- Fungi
- protozoa
- Algae
- ✓ Make a project on **\*Synthetic material\***

Including

- Polymers
- Nylon
- Rayon
- ployster
- Advantages and disadvantages of Synthetic fibres
- Bioplastic



# SOCIAL SCIENCE

**Make a project**

**✿ Project topics**

- > Understanding the constitution
- > Write the preamble of the Indian constitution
- > List all fundamental rights and fundamental duties
- > Show the differences between monarchy and democracy with examples
- > Prepare a poster on democracy

> Revise all the chapters completed in class

> Map Work

On an outline map of the India mark:

- 1) States and capitals
- 2) Major rivers
- 3) Neighboring countries
- 4) Crops grown in different states.

Use A4 size sheets, card board file, Paste related pictures, make colourful and informative.



# Computer

**Make a collage of 3 types of computers and 3 types of memory using MS Word or MS Paint.**

**Pictures to add- Computers: Desktop, Laptop, Tablet-Memory: Pen Drive, CD, Hard Disk**

**Steps:**

- 1. MS Word: Insert → Table 2x4 → Add pictures + 1 line name below each.**
- 2. MS Paint: Draw 6 boxes → Paste pictures → Use Text tool for names.**
- 3. Title: "Computers and Memory" at the top.**
- 4. One line below each: Ex: "Laptop – We carry it anywhere."**

**Submit**

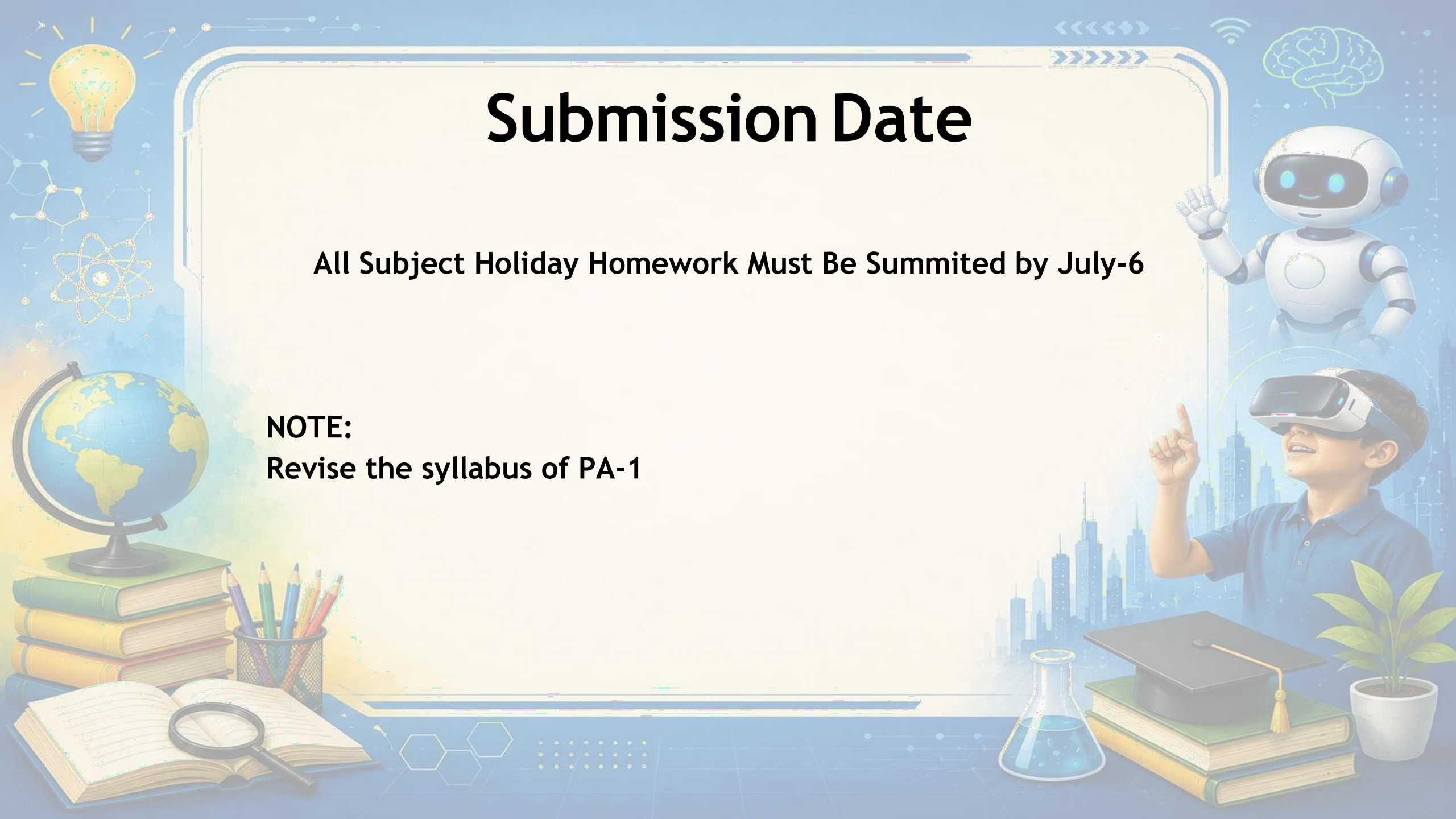
- ✓ **Print on A4 sheet - Write Name, Class, Sec, Roll No. on top right**

<b>Computers and Memory</b>		
 <p><b>Desktop</b> Desktop – We use it in offices and homes.</p>	 <p><b>Laptop</b> Laptop – We carry it anywhere.</p>	 <p><b>Tablet</b> Tablet – We use it for learning and entertainment.</p>
 <p><b>Pen Drive</b> Pen Drive – We use it to store and transfer data.</p>	 <p><b>CD</b> CD – We use it to store music, videos and data.</p>	 <p><b>Hard Disk</b> Hard Disk – We use it to store large amount of data.</p>

# Submission Date

All Subject Holiday Homework Must Be Submitted by July-6

**NOTE:**  
Revise the syllabus of PA-1



## A Heartfelt Request: Be the Voice for the Voiceless

As we all know, this summer has been extremely harsh and unforgiving. While we, as humans, have ways to protect ourselves there are voiceless souls around us who can neither express their discomfort nor ask for help.

Many stray animals and birds struggle to find even a single meal or a drop of water in this heat. Let us become their voice. Your **one small act of kindness** can save them from dehydration or even a heatstroke.


**Here's a simple request for all of us:**

Place an **earthen pot or bowl of clean water** in an accessible spot for birds and animals.

If possible, **offer food**, such as leftovers or simple meals, to the strays around you.

**Record your daily journey**—click pictures of your efforts and maintain a **photo journal** to capture these meaningful memories.

**Let this summer be remembered not just for its heat, but for the warmth of our compassion.**



This brings my

# SUMMER HOLIDAY HOMEWORK

to an **END!**

It was fun learning,  
exploring and creating.

See you next summer!

