



RECOGNISED

***Delhi National Public School  
Holiday Homework  
Session :- 2026-2027  
Class:- 3rd***

***“Collect moments, not things,  
during your holidays.”***





*Dear Students,*

**Make this summer meaningful!**

Balance rest with learning and new experiences. Explore different activities, discover your interests, and let your creativity shine. Whether you read, create, or learn something new, use this time to grow and improve. Summer is the perfect opportunity to relax, refresh your mind, and come back stronger and more confident! ✨

*Relax, enjoy, have lots of fun, and come back rejuvenated.*



## NOTE FOR PARENTS

**Family Time:** Enjoy at least two meals together as a family to encourage bonding and meaningful conversations.

**Value Food:** Help children understand the hard work of farmers and the importance of not wasting food.

**Responsibility:** Motivate children to wash their plates and assist in simple cooking tasks.

**Breathing Exercises:** Practice easy breathing techniques to help children relax and stay calm.

**Meditation:** Introduce short, guided meditation sessions to improve focus and self-awareness.

By following these simple practices, children can develop important life skills, good values, and a sense of responsibility.



## General Instructions

- Read an English newspaper daily to improve your reading skills and general knowledge.
- Gather information from different sources such as the internet, magazines, or books.
- Prepare neat, handwritten projects on coloured A4 sheets with relevant pictures or drawings.
- Be ready to present your work and share what you learned from the activity.

**For Parents:** Kindly guide and supervise your child during the completion of the homework.

✨ *Keep your work simple, creative, and informative!*

Insert text here



## Reading for Pleasure

**Book Reading** is essential for success, enhancing vocabulary, imparting valuable life lessons, and broadening perspectives. It develops critical thinking and imagination.

**Enjoy reading any two of the following books: -**

- **The Magic Faraway Tree** –Enid Blyton
- **The Enchanted Wood** –Enid Blyton
- **Fantastic Mr. Fox** –Roald Dahl
- **The BFG**–Roald Dahl
- **Bag of Stories** –Sudha Murty

Suggested Movies: Charlotte's Web [https://www.youtube.com/watch?v=m3k\\_Bf4FNaw](https://www.youtube.com/watch?v=m3k_Bf4FNaw)

**Toy Story-2**

## Project -1(English)

### Creative Writing: My Time Travel Journey

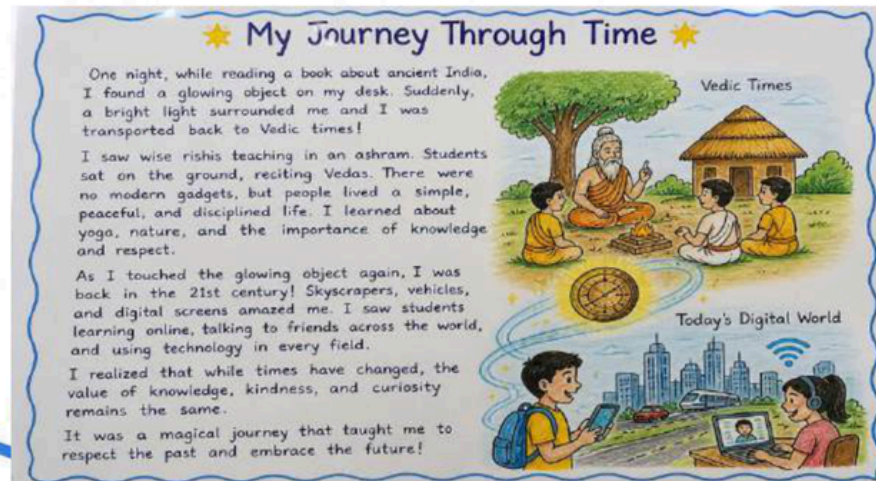
Imagine you are a student who travels from **Vedic times** to today's **digital world**.

Write a **short story** describing your journey.

Write neatly on an A4-size sheet.

Give a creative title: ✨ "My Journey Through Time" ✨

Illustrate the same by a small drawing to make it interesting



## Project -2(EVS)

Learning has changed a lot from the time of the Vedas to today's world of Artificial Intelligence. In earlier times, children studied in gurukuls with their gurus under trees. Today, we learn in schools using books, computers, and smart technology. Let's explore how learning has changed from the past to the present!

### Then and Now Chart

**Make a neat and colourful chart on an A4 sheet or chart paper.**


Divide the chart into two equal parts:

**Left side – Vedic Times (Then)**

**Right side – Modern Times (Now)**

Draw and colour pictures on both sides to show how education was in Vedic times and how it is today.

Also, write a few lines (2–3 sentences) below each picture describing what you have drawn. Make sure your work is neat, well-labelled, and creatively presented.



## PROJECT – 3 (Maths)

### Make Your Own Math Game

Let's make learning Maths fun and creative!

Create your own **board game** using addition, subtraction, or multiplication and also give it a creative name.

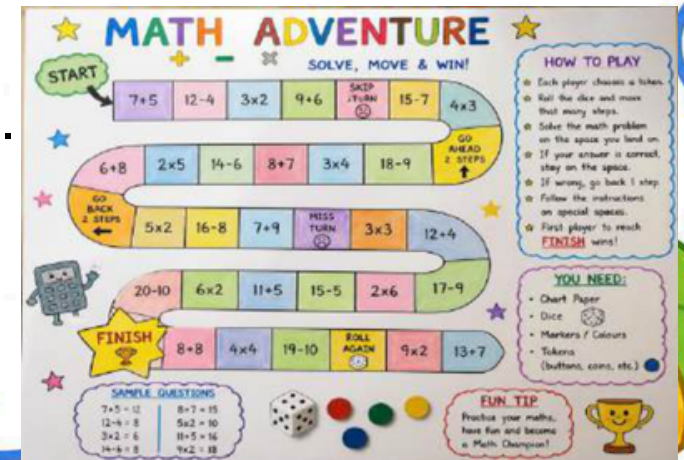
Chart paper, Dice , Markers/colours, Small objects (buttons, coins, etc.) as tokens

#### Instructions:

Design a colourful game board on chart paper.  
Add simple maths questions (addition, subtraction, or multiplication) on the board.

Create your own **rules** for how to play the game.

Use a dice and tokens to play with family or friends.



## PROJECT – 4 Computer

### Robot Helper Design (With Cardboard)

Instructions:

- (1) Collect waste materials like cardboard boxes, paper rolls, bottle caps, buttons, and colored paper. Use these materials to make your own robot model.
- (2) Think of a robot that can help at home or school.
- (3) Give your robot a creative name.
- (4) Decorate your robot with colors, stickers, and drawings.
- (5) Write 3 things your robot can do on an A4 sheet.



## PROJECT-5 हिंदी

### खोजबीन (Research) –" ज्ञान के स्रोत"

#### कार्य (Activity):

अपने दादा-दादी या नाना-नानीसे बातचीत करें और उनसे पूछें:  
जब वे छोटे थे, तब वे जानकारी कहाँ से प्राप्त करते थे?

(जैसे: रेडियो, अखबार, पुस्तकें, ककस्से-कहानिया, शिक्षक आदि)

अब सोचें और शिखें:

आज आप जानकारी कैसे प्राप्त करते हैं?

(जैसे: मोबाइल, YouTube, Alexa, इंटरनेट, टीवी आदि)

पुराने समय और आज के समय की कोई भी दो चीजें चुनें

(जैसे: रेडियो vs मोबाइल, पत्र vs व्हाट्सएप)

उनके नाम शिखें

2-3 पंक्तियों में बताएं कक वे कैसे बि गई हैं।

इसकार्यको एक रंगीन

A3 शीटपरसुंदरतरीके से तैरकरें





**Dear Parents,**

Summer is a wonderful opportunity for children to relax, recharge, explore their interests in new ways and build deeper bonds with their parents. Your encouragement during this time can make a world of difference. Whether it's reading together, exploring nature, practicing life skills, or simply having meaningful conversations, every moment you spend with your child contributes to their learning and well-being. Encourage them to express their feelings, take breaks when needed, and explore activities that bring them joy and calm. Let's continue to nurture curiosity, kindness, and confidence. With your guidance and support, this summer can be fun and enriching for your child. Wishing you and your family a joyful, peaceful, and fulfilling summer!

**Submissions date:- 6 July 2026**





*As we wrap up our summer break assignments, we're grateful for the opportunity to explore, learn, and create together. May this break bring joy, relaxation, and cherished memories with loved ones. Happy Summer!*

***Best Regards  
Class Teacher,  
Class III***

